

# G1009P-EI

9-Port Gigabit Desktop Switch with 8-Port PoE


# G1009P-EI

## 9-Port Gigabit Desktop Switch with 8-Port PoE

---

### Products Description

G1009P-EI is the gigabit unmanaged lightning protection switch which is IP-COM specifically developed for requirement of building Gigabit WLAN and HD camera monitor network. With high-performance access, 9-10/100M/1000M Base-T Ethernet RJ45 ports; 4KV lightning-proof for uplink port; every single port support MDI/MDIX and wired speed; PoE ports supports IEEE802.3at/af standard while detecting and recognizing the IEEE 802.3at/af standard power device automatically. Through conventional Cat 5e twisted-pair cable, power can be transmitted along with data for AP, IP Camera and IP Phone. With PoE dynamic power, easier configure, flexible extend network without being limited by the power line layout, plug and play, helping SMB, hotel, shopping mall, school to build high-security and reliability network of wireless cover and HD monitor.



## Key Feature

- 8 PoE Ports to power connected devices for flexible network deployment
- Supports IEEE 802.3af/at PoE standard and be compatible with PDs such as APs, IP Cameras or IP Phones, etc.
- Professional lightning protection circuit for uplink port(4KV lightning proof for 9th port).
- Up to 2000Mbps full duplex bandwidth capability for high speed data processing
- 4K entry MAC address table of the PoE switch with auto-learning and auto-aging
- Supports IEEE 802.3x flow control for Full-duplex Mode and backpressure for Half-duplex Mode
- Compact metal case for Wall-mount and magnet adsorption installation

## Product Features



### Industry first 9-Port gigabit

G1009P-EI provides 9 GE Base-T Ethernet ports to achieve real full of eight PoE power supply. All ports support lay2 wired speed and wired speed forwarding, MDI/MDIX, IEEE802.3x full-duplex and backpressure half-duplex flow control which meet the high bandwidth requirement of gigabit WLAN, HD monitor business etc.




### Enhanced Ethernet PoE+ function

1-8 port supports IEEE 802.3af PoE (15.4W) or 802.3at PoE+ (30W) power supply, auto detect and recognize IEEE802.3af PoE device to power, single port PoE power up to 30W; Support port priority power supply and power overload protection, if the total power over PoE budget, system launch priority mechanism to cut off the low priority PD power supply.



### High-reliability

Integrating professional lightning-proof circuit, supporting the uplink port secondary lightning-proof(4KV for 9th port). To provide enhanced reliability Ethernet technology, enhance robustness and reliability of the user network structure.



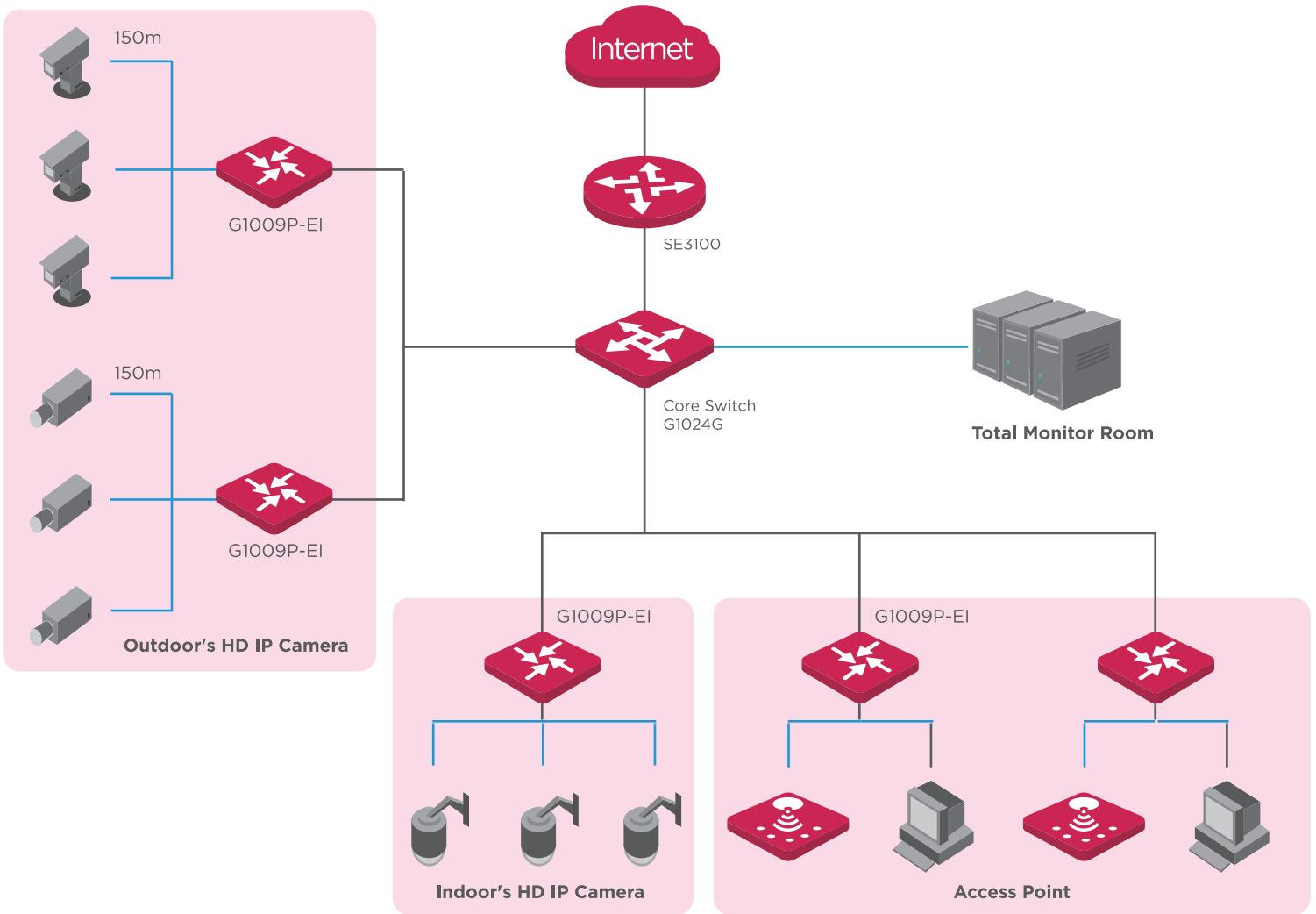
### Enterprise high reliability design

Quality: Mean Time Before Failure of system, MTBF>100,000 hours  
Stability: 64 bit packet, time delay<10us, packet loss rate: 0  
Restorability: network shaking or device breakdown, restart(recovery) time <10s

# Application

— Gigabit Ethernet Cable

— PoE Power Cable



Product Model		G1009P-EI
Hardware Features		
Standards&Protocols	IEEE 802.3、 IEEE 802.3u、 IEEE 802.3ab、 IEEE 802.3x、 IEEE 802.3af、 IEEE 802.3at	
Switching	18 Gbps	
Throughput	1.488Mpps	
Dimensions (W × D × H)	235mm*103mm*27mm	
MTBF	≥50,000 hours(about 5 years)	
Indicators	Link/Act , PoE Status, Power、 PoE Max	
Interfaces	8 10/100/1000Mbps RJ45 Ports(Data/PoE) 1 10/100/1000Mbps RJ45 Ports(Data) (Auto Negotiation/Auto MDI/MDIX)	
Capacity	Wire-speed forwarding	Support
	Forwarding mode	Store-forward and cut-through
	Mac Address Table	4K
PoE Supply	Port 1 to Port 8 support standard IEEE802.3at/af power( maximum power for each port is 30W), PoE power type is end-span(12+, 36- line pair)	
Input Voltage	AC: 100—240V~ 50/60Hz DC: 51V /2.5A (Power Adapter Output )	
Power consumption	in full configuration: <127.5W Power Supply: 121.2W	
Environment	Operating Temperature: 0°C~40°C (32°F~104°F) Storage Temperature: -40°C~70°C (-40°F~158°F) Operating Humidity: 10%~90% non-condensing Storage Humidity: 5%~90% non-condensing	
Certification	FCC、 CE、 RoHS	

[www.ip-com.com.cn](http://www.ip-com.com.cn)

**IP-COM**

SHENZHEN IP-COM NETWORKS CO.,LTD.

ADD:Room 101, Unit A, First Floor, Tower E3, No. 1001, Zhongshanyuan Road, Nanshan District, Shenzhen,China. 518052

E-mail:[info@ip-com.com.cn](mailto:info@ip-com.com.cn)

Websit:[www.ip-com.com.cn](http://www.ip-com.com.cn)

Tel: +86-755-2765 3089

Fax: +86-755-2765 7178

Skype:IP-COM.Support

Specifications are subject to change without notice.Copyright ©2015 SHENZHEN IP-COM NETWORKS CO.,LTD.All rights reserved. IP-COM is the trademark of SHENZHEN IP-COM NETWORKS CO.,LTD. All other brand names mentioned herein are the trademark or registered trademarks of their respective holders.

